


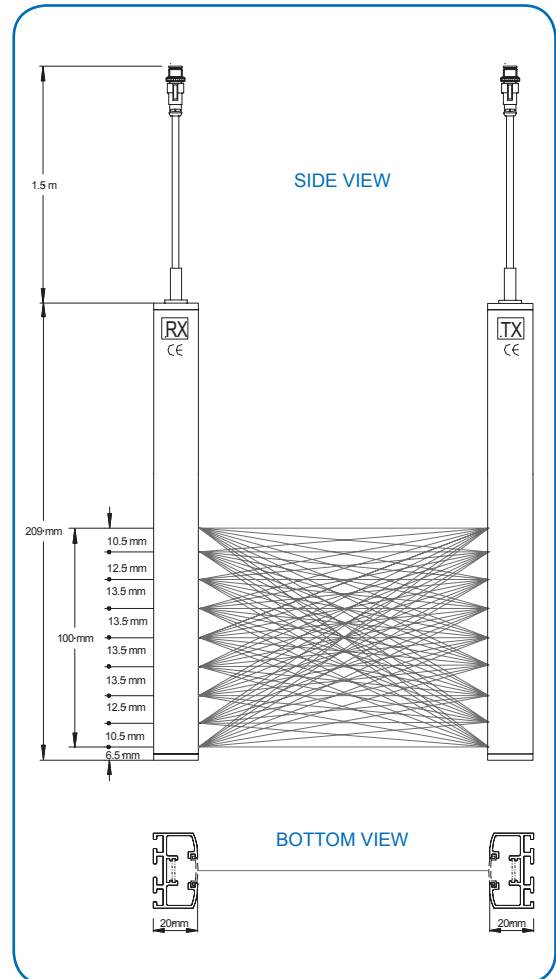
Light grid LGTR 100...



- Range 0,2 to 8 m
- 81 Infrared light beams
- Integrated electronics
- Not sensitive to misalignment
- Sensitivity adjustable
- Short response time
- High level of ambient light immunity
- LED diagnostics
- Quick connection M12x1
- Compact design 34x20x209 mm
- Height-adjustable by T-groove

Description

Dietz Light grid systems (types LGTR 100...) consist of one transmitter and one receiver in robust profiles of only 34 x 20 mm. The complete electronics are integrated. The length of the connecting cables is 1.5 m followed by a standard plug M12x1. 81 active beams (72 x crossed, 9 x parallel) form a light curtain with an active height of 100 mm and a range up to 8 meters. By the configuration of the beams the resolution is primarily determined by the width, less by the height of the objects to be detected (e.g. a thin sheet of paper). When already one single beam is obstructed, the output will be activated. This is signaled by an LED. A high level of ambient light immunity is achieved by a clocked electronic circuit. A connection between transmitter and receiver is not necessary, due to an automatic synchronisation of the opto edges.



Technical Data (at +20°C, 24 VDC)

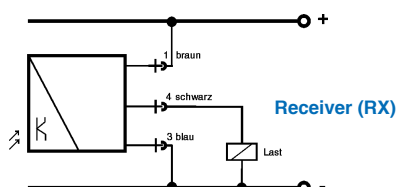
Supply voltage	10...30 VDC	Ambient light immunity	40 klux
Power consumption	approx. 1,5 W	Ambient temperature	-10 °C...50 °C
Emitted light	Infrared	Enclosure rating	IP 51
Grid distance	12 mm average	LED diagnostics	Indication of output state (Receiver/RX) Indication of power supply (Emitter/TX)
Output	PNP	Housing material	Aluminum, anodized
Output current	100 mA	Connection	1,5 m cable with male connector M12x1
Short circuit protection	yes	Mounting	Sliding T-Bolt (see image)
Current consumption	60 mA		
Response time	20 ms		
Sensitivity	adjustable (Potentiometer)		

Range	0,2 m to 8,0 m
Active zone (height)	100 mm
No. of emitter LEDs	9
Light beams	81 (72 x crossed, 9 x parallel)
Resolution	min. object size Ø 6 mm

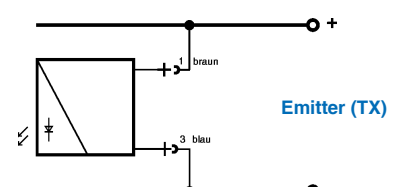
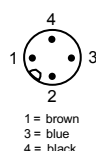
Types	
PNP, NO (dark switching)	LGTR 100 PSK-ST4
PNP, NC (light switching)	LGTR 100 POK-ST4

(Supply incl. mounting kit)

Connection diagrams

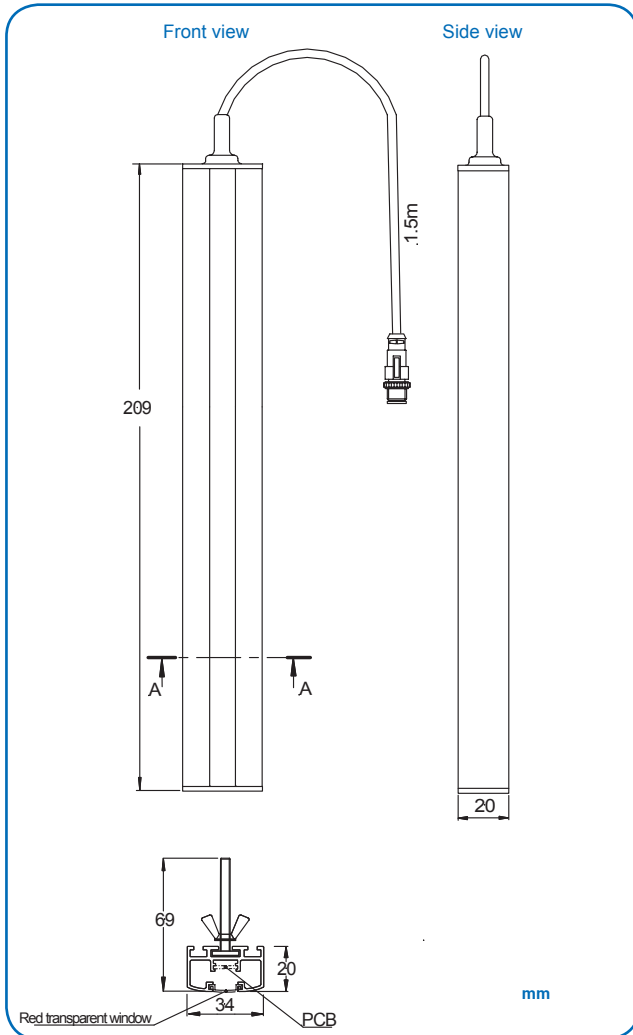


Pin configuration

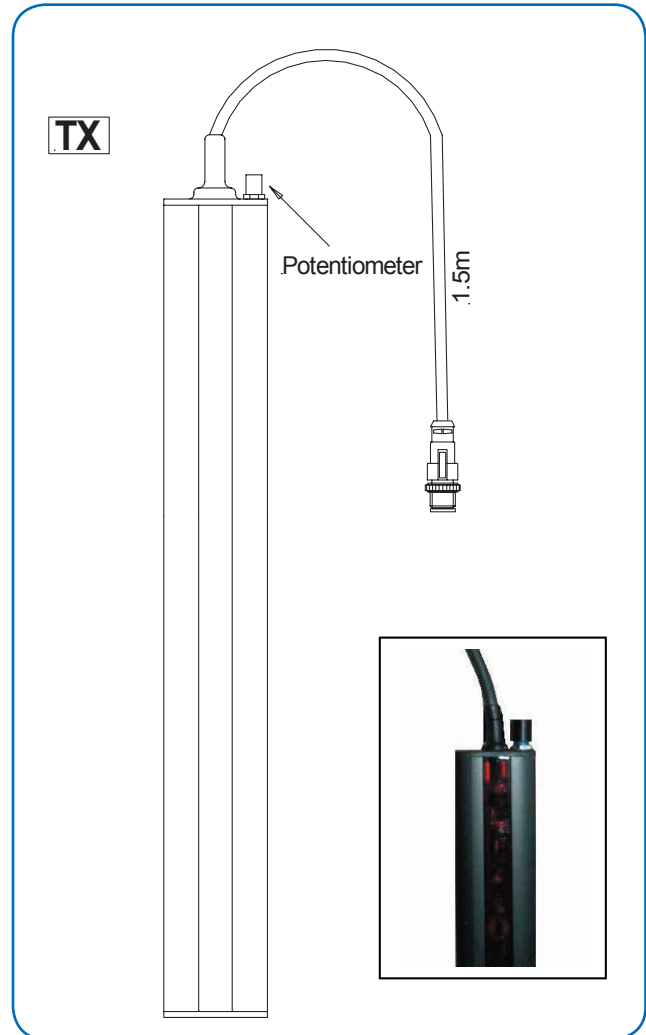


Light grid LGTR 100...

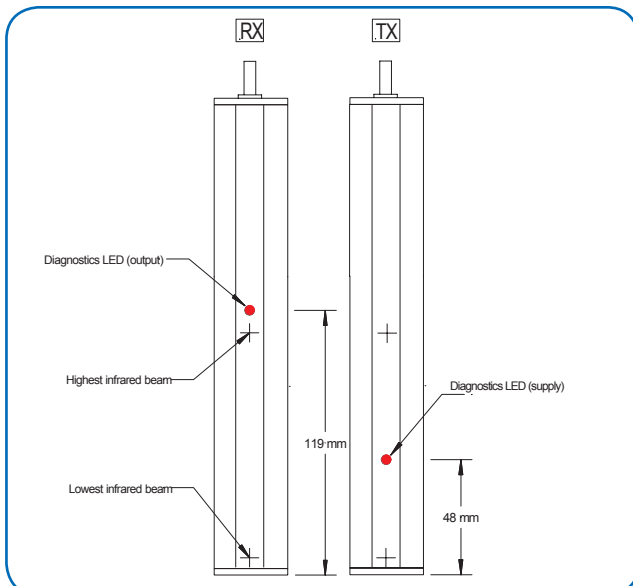
Dimensions



Sensitivity adjustment



LED Diagnostics



Safety instruction:
Only properly qualified personnel is authorized to install these devices and connect them to the power supply. Applications where personal safety depends on the function of the devices are not authorized by the manufacturer !